

## Progress Report 2020-2021

### Total Number of Pupils by Phase

Key Stage	Years	Total # of Pupils within Key Stage	Total # of Pupils at End of Key Stage
EYFS	Nursery & Reception	4	2
Key Stage 1	Year 1, 2	12	4
Key Stage 2	Year 3, 4, 5, 6	24	6
Key Stage 3	Year 7, 8, 9	38	16
Key Stage 4	Year 10, 11	24	9
Key Stage 5	Year 12, 13, 14	44	20
Total	All	146	57

### Overview and Context

At Linden Lodge School, summative reporting on pupil progress is based on evaluations of how each individual pupil has responded to their learning targets. This ensures the meaningful implementation of each individual Education, Health and Care Plan (EHCP) and a curriculum which enables holistic development towards the 'Aspirational Outcomes' outlined within them. All targets relate to the curriculum pathways.

### **How we use Our Assessment Data to improve Pupil Outcomes**

Teachers and leaders continually review pupil progress using a range of assessment frameworks. We moderate pupil outcomes on a termly basis, during 2020-2021 we did this on a bi-annual basis due to the exceptional circumstances surrounding COVID-19. We have identified those interventions which resulted in accelerated progress but also for the small number of pupils who did not make the expected progress our approach is to adapt our interventions to accelerate progress through an inter-disciplinary working and additional resourcing. Overall the school exceeded the target set for pupils to achieve at least good progress with 97% of pupils judged to have made expected or exceeding progress. We attribute this to the highly personalised approach used in COVID-19 together with partnership working with families, therapists and other professionals.

We have identified the areas for 2021-22 where we will be targeting developments following analysis of the data. This will include continuing to expand our accreditations for our most able pupils and implementing a whole school focus on reading.

## Overview of Departments at Linden Lodge

<b>Early Years Foundation Stage + (2-5 years)</b> Pupils follow the EYFS curriculum through the Early Years. This is a developmental curriculum, which plays a diagnostic role in establishing which of the four Curricula the child begins at the end of Early Years. The three key areas on the core EYFS curriculum are: Communication and Language, Physical Development and Personal, Social and Emotional Development.						
Primary Department (5-11 years)			Secondary Department (11-16 years)			<b>The Alba Centre (2-19 years).</b>  Pupils follow MSI Curriculum. Pupils are based in The Alba Centre for deafblind. This pathway covers all abilities and the curriculum is based on the Victoria School curriculum bridging PMLD, SLD and beyond.
Pre-formal Pathway + (For pupils with Vision and Sensory Impairment who need a sensory based curriculum).	Semi-formal Pathway + (For pupils with Vision and Sensory Impairment who need a life skills based curriculum).	Formal Pathway + (For pupils with Vision and Sensory Impairment who need an accessible modified National Curriculum).	Pre-formal Pathway + (For pupils with Vision and Sensory Impairment and profound and multiple leaning difficulties. Pupils are based in The Harris Centre)	Semi-formal Pathway + (For pupils with Vision and Sensory Impairment who need a life skills based curriculum).	Formal Pathway + (For pupils with Vision and Sensory Impairment who need an accessible modified National Curriculum). <b>(The Minerva Centre).</b>	
<ul style="list-style-type: none"> <li>o My Communication</li> <li>o My Cognition</li> <li>o My Body</li> <li>o Me and My Community</li> <li>o My Care and Independence</li> </ul>	<ul style="list-style-type: none"> <li>o My Communication</li> <li>o My Thinking</li> <li>o My Body</li> <li>o Myself</li> <li>o My Creativity</li> <li>o Me and My Community</li> </ul>	<ul style="list-style-type: none"> <li>o English (Language and Literature)</li> <li>o Maths</li> <li>o Science (Biology, Physics, Chemistry)</li> <li>o Humanities</li> <li>o Modern Foreign Languages</li> <li>o Creative Arts (Art, Music)</li> <li>o Physical Education</li> <li>o PSE (RSE, RE, PSHCE)</li> <li>o Life Skills and Independence</li> <li>o Careers</li> <li>o Computing</li> </ul>	<ul style="list-style-type: none"> <li>o My Communication</li> <li>o My Cognition</li> <li>o My Body</li> <li>o Me and My Community</li> <li>o MY Care and Independence</li> </ul>	<ul style="list-style-type: none"> <li>o My Communication</li> <li>o My Thinking</li> <li>o My Body</li> <li>o Myself</li> <li>o My Creativity</li> <li>o ME and My Community</li> </ul>	<ul style="list-style-type: none"> <li>o English (Language and Literature)</li> <li>o Maths</li> <li>o Science (Biology, Physics, Chemistry)</li> <li>o Humanities</li> <li>o Modern Foreign Languages</li> <li>o Creative Arts (Art, Music)</li> <li>o Physical Education</li> <li>o PSE (RSE, RE, PSHCE)</li> <li>o Life Skills and Independence</li> <li>o Careers</li> <li>o Computing</li> </ul>	
Post 16 Pathway +						
Pre Formal Curriculum <small>(For pupils with Vision and Sensory Impairment who need sensory based curriculum).</small>		Semi-Formal Curriculum <small>(For pupils with Vision and Sensory Impairment who need a life skills based curriculum).</small>		Formal Curriculum <small>(For pupils with Vision and Sensory Impairment who need an accessible modified National Curriculum).</small>		

## Overview of Curriculum Pathways at Linden Lodge

**Early Years Foundation Stage + (2 – 5 years)** Pupils follow the EYFS curriculum through the Early Years. This is a developmental curriculum, which plays a diagnostic role in establishing which of the three Curricula the child begins at the end of Early Years. The three key areas on the core EYFS curriculum are: Communication and Language, Physical Development and Personal, Social and Emotional Development.

**Pre-formal Pathway +** (For pupils with Vision and Sensory Impairment who need a sensory based curriculum).

- o My Communication
- o My Cognition
- o My Body
- o Me and My Community
- o My Care and Independence

**Semi-formal Pathway +** (For pupils with Vision and Sensory Impairment who need a life skills based curriculum).

- o My Communication
- o My Thinking
- o My Body
- o Myself
- o My Creativity
- o Me and My Community

**The Formal Pathway +** (For pupils with Vision and Sensory Impairment who need an accessible modified National Curriculum).

- o English (Language and Literature)
- o Maths
- o Science (Biology, Physics, Chemistry)
- o Humanities
- o Modern Foreign Languages
- o Creative Arts (Art, Music)
- o Physical Education
- o PSE (RSE, RE, PSHCE)
- o Life Skills and Independence
- o Careers
- o Computing

**The MSI Curriculum for Deafblind pupils (2-19 years).**

Pupils are based in **The Alba Centre** for deafblind. This pathway covers all abilities and the curriculum is based on the Victoria School curriculum bridging PMLD, SLD and beyond.

### Post 16 Pathway +

**Pre Formal Curriculum** (For pupils with Vision and Sensory Impairment who need a sensory based curriculum).

**Semi-Formal Curriculum** (For pupils with Vision and Sensory Impairment who need a life skills based curriculum).

**Formal Curriculum** (For pupils with Vision and Sensory Impairment who need an accessible modified National Curriculum).

In addition to learning targets linked to pupils EHCP aspiration outcomes, insights generated through additional assessment systems inform overall judgements about the quality of progress made across the school (holistic data). Due to the diversity and complexity of the school population, the suites of additional assessments are pre-agreed with the Governing Body, parents and families, therapy team and NHS professionals.

### Additional Assessment Systems Informing Holistic Data on Learning and Progress

Assessment System:	Pathway:
Development Matters	Early Years Foundation Stage
Mapping and Assessing Pupils Progress (MAPP)	EYFS, Semi-Formal, Formal, Pre-Formal, P-16
Phase Profile	MSI Pathway
Pre-key Stage Standards	Formal, Semi-Formal
English and Maths standardised assessment	Semi-formal and Formal
English, Maths, Science National Curriculum Assessments	Formal
Routes for Learning	Pre-formal
Accreditations	From KS3 – all pathways
Engagement Profile	Pre-formal
Deafblind Assessment	All Pathways
Functional Vision Assessments	All Pathways
Audiological Reviews	All Pathways

Evaluations of pupil progress therefore, is based on 'Holistic Data' that has been generated through a combination of both 'hard data' (for example from Development Matters) and 'soft data' (from individual targets). We contextualise progress through the use of both 'hard data' and 'soft data' to reflect the full picture of progress.



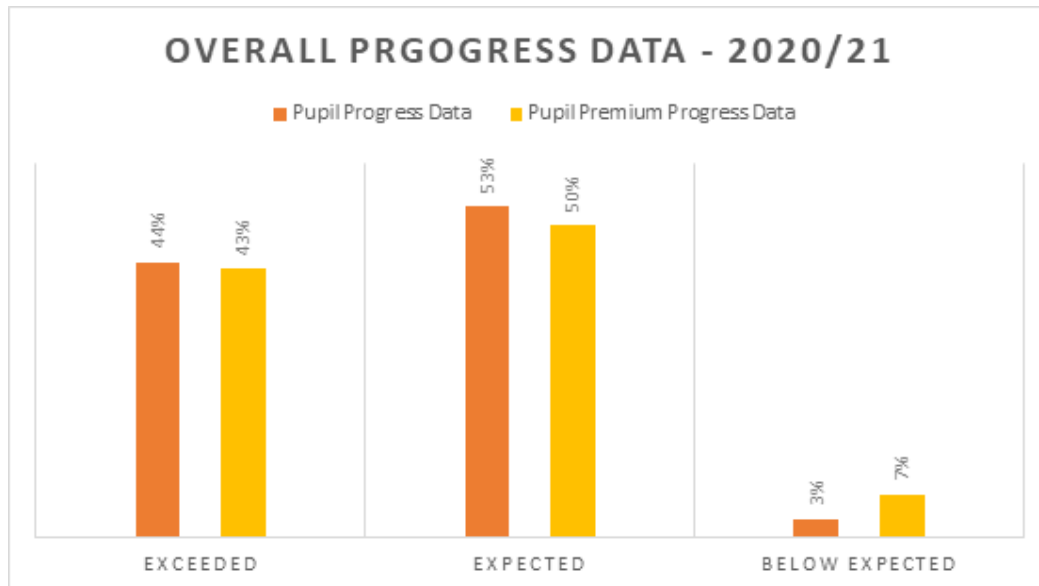
## Progress Headlines 2020-21

### Overall Progress

Overall Progress Data – Summer 2021				
Progress	Pupil #	Percentage %	Pupil Premium #	Percentage %
<b>Exceeded</b>	64	44%	17	43%
<b>Expected</b>	78	53%	21	50%
<b>Below Expected</b>	5	3%	3	7%
<b>Total</b>	147	100%	42	100%
<b>Expected and Exceeded Progress</b>	142	97%	39	97%

#### Progress Headlines:

- 97% of pupils (142) made *expected and exceeding* progress
- 3% of pupils (5) made *below expected progress*
  
- 97% of pupils (39) qualified for Pupil Premium made *expected and exceeding* progress
- 7% of pupils (3) qualified for Pupil Premium made *below expected* progress

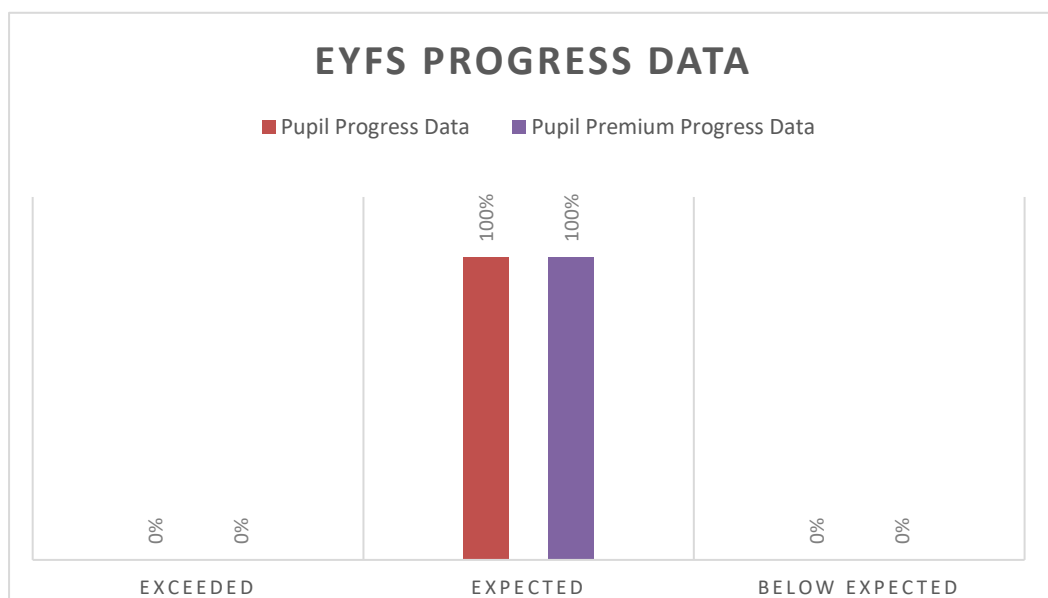


## EYFS

EYFS Progress Data – Summer 2021				
Progress	Pupil #	Percentage %	Pupil Premium #	Percentage %
Exceeded	0	0	0	0
Expected	4	100	1	100
Below Expected	0	0	0	0
<b>Total</b>	<b>4</b>	<b>100</b>	<b>1</b>	<b>100</b>
<b>Expected and Exceeded Progress</b>	<b>4</b>	<b>100</b>	<b>1</b>	<b>100</b>

### EYFS Progress Headlines:

- 100% of pupils made *expected and exceeding* progress
- 100% of pupils qualified for Pupil Premium made *expected* progress

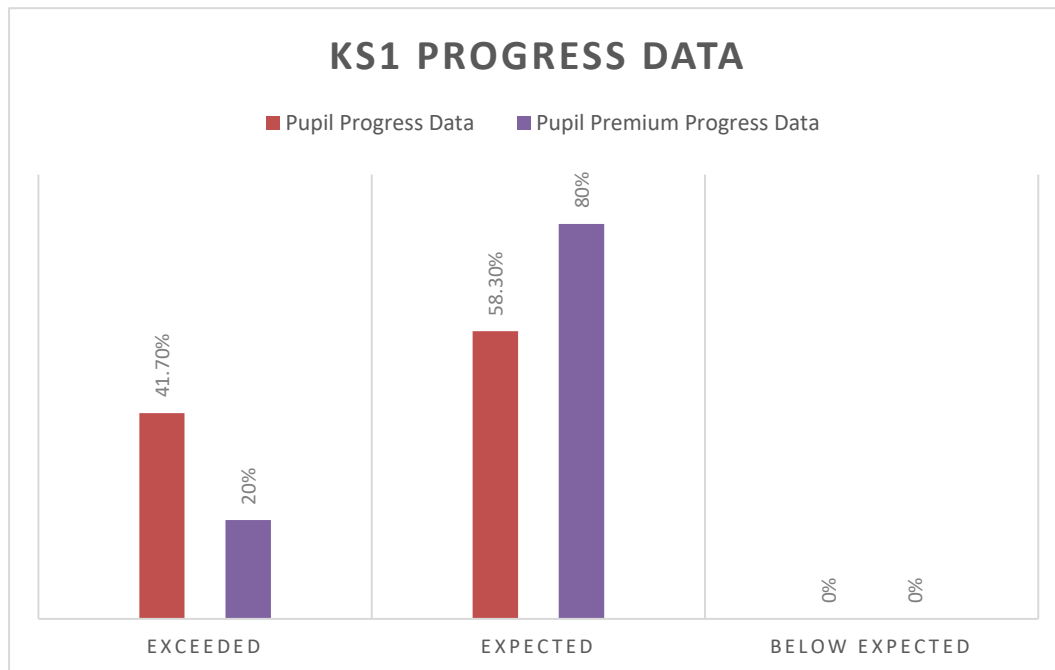


## Key Stage 1

KS1 Progress Data – Summer 2021				
Progress	Pupil #	Percentage %	Pupil Premium #	Percentage %
Exceeded	5	41.7	1	20
Expected	7	58.3	4	80
Below Expected	0	0	0	0
<b>Total</b>	<b>12</b>	<b>100</b>	<b>5</b>	<b>100</b>
<b>Expected and Exceeded Progress</b>	<b>12</b>	<b>100</b>	<b>5</b>	<b>100</b>

### Key Stage 1 Progress Headlines:

- 100% of pupils made *expected and exceeding* progress
- 100% of pupils qualified for Pupil Premium made *expected and exceeding* progress



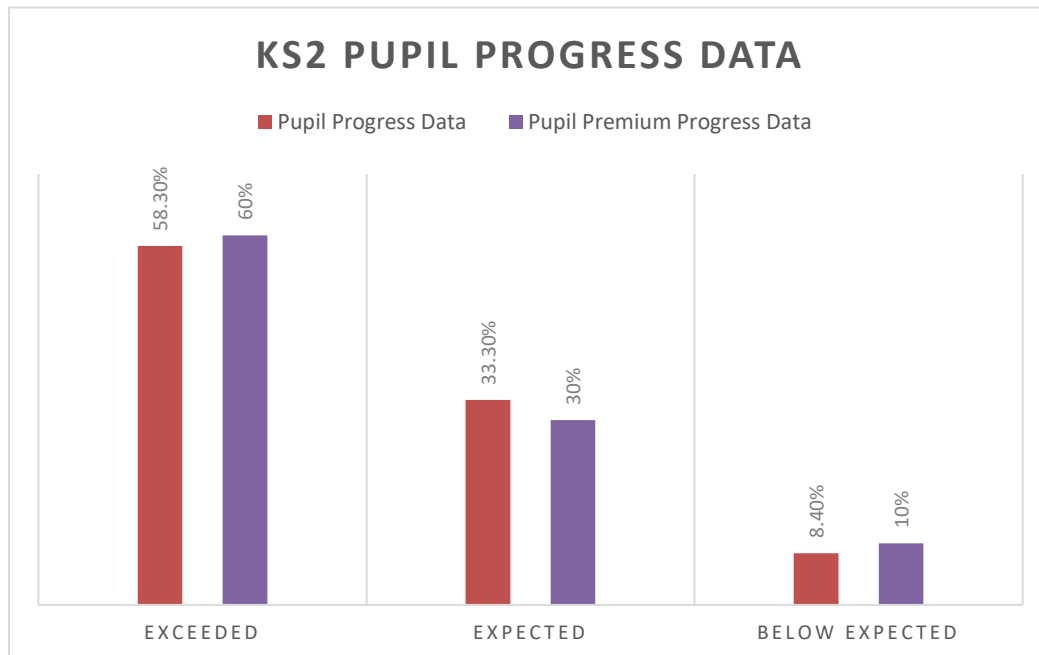


## Key Stage 2

KS2 Progress Data – Summer 2021				
Progress	Pupil #	Percentage %	Pupil Premium #	Percentage %
Exceeded	14	58.3	6	60
Expected	8	33.3	3	30
Below Expected	2	8.4	1	10
<b>Total</b>	<b>24</b>	<b>100</b>	<b>10</b>	<b>100</b>
<b>Expected and Exceeded Progress</b>	<b>22</b>	<b>91.6</b>	<b>9</b>	<b>90</b>

### Key Stage 2 Progress Headlines:

- 91.6% of pupils made *expected and exceeding* progress
- 8.4% of pupils (2) made *below expected* progress
  
- 90% of pupils qualified for Pupil Premium made *expected and exceeding* progress
- 10% of pupils (1) qualified for Pupil Premium made *below expected* progress

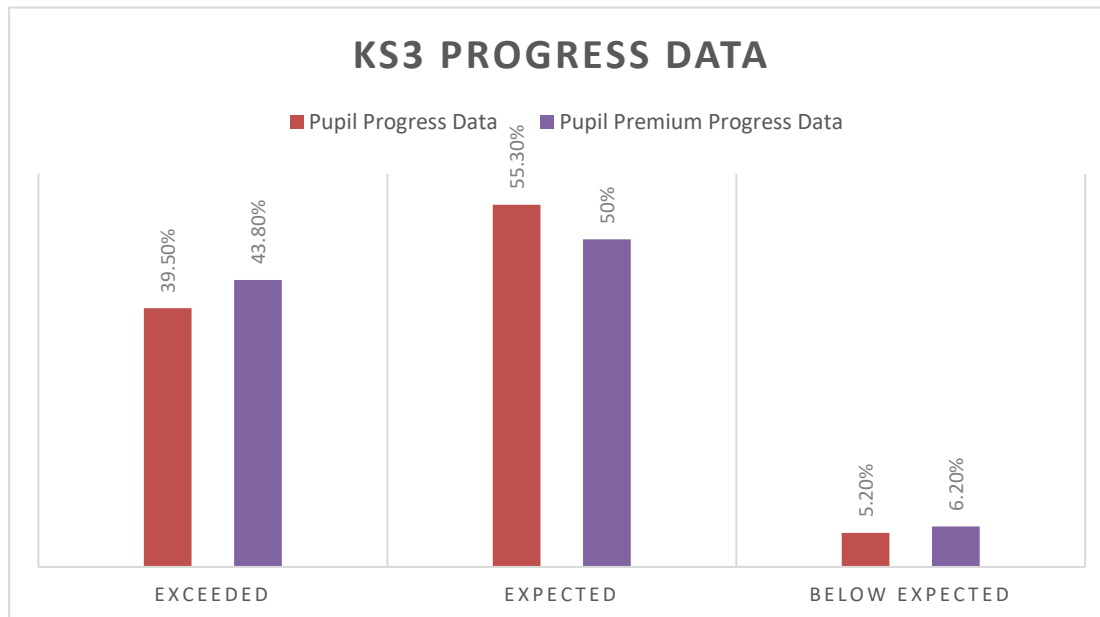


### Key Stage 3

KS3 Progress Data – Summer 2021				
Progress	Pupil #	Percentage %	Pupil Premium #	Percentage %
Exceeded	15	39.5	7	43.8
Expected	21	55.3	8	50
Below Expected	2	5.2	1	6.2
<b>Total</b>	<b>38</b>	<b>100</b>	<b>16</b>	<b>100</b>
<b>Expected and Exceeded Progress</b>	<b>36</b>	<b>94.8</b>	<b>15</b>	<b>93.8</b>

#### Key Stage 3 Progress Headlines:

- 94.8% of pupils made *expected and exceeding* progress
- 5.2% (2) of pupils made *below expected* progress
  
- 93.8% of pupils qualified for Pupil Premium made *expected and exceeding* progress
- 6.2% (1) of pupils qualified for Pupil Premium made *below expected* progress

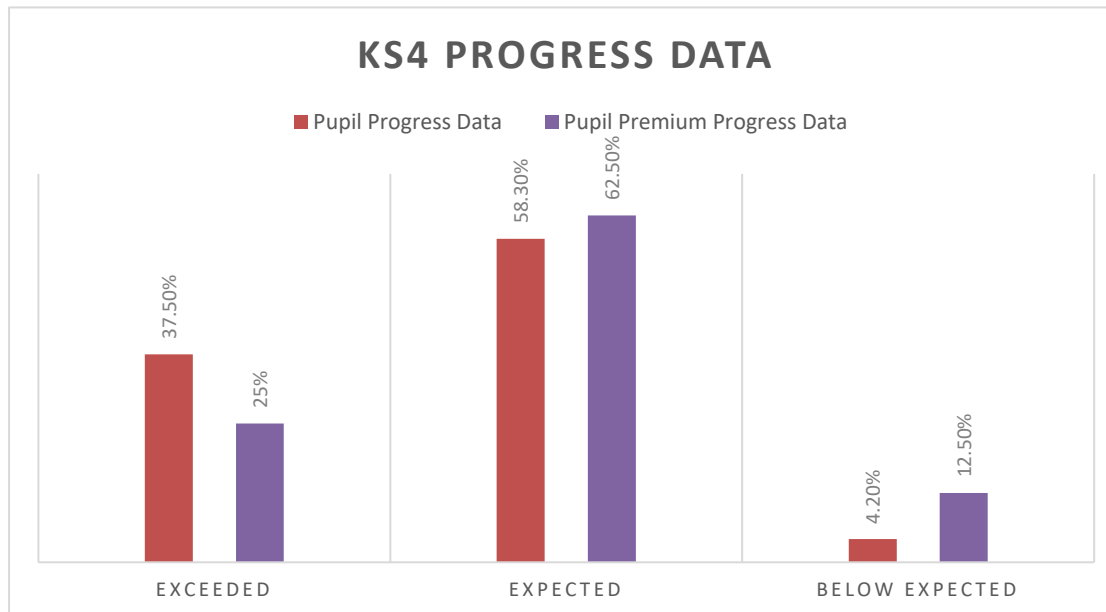


## Key Stage 4

KS4 Progress Data – Summer 2021				
Progress	Pupil #	Percentage %	Pupil Premium #	Percentage %
Exceeded	9	37.5	2	25
Expected	14	58.3	5	62.5
Below Expected	1	4.2	1	12.5
<b>Total</b>	<b>24</b>	<b>100</b>	<b>8</b>	<b>100</b>
<b>Expected and Exceeded Progress</b>	<b>23</b>	<b>95.8</b>	<b>7</b>	<b>87.5</b>

### Key Stage 4 Progress Headlines:

- 95.8% of pupils made *expected and exceeding* progress
- 4.2% (1) of pupils made *below expected progress*
  
- 87.5% of pupils qualified for Pupil Premium made *expected and exceeding* progress
- 12.5% (1) of pupils qualified for Pupil Premium made *below expected progress*

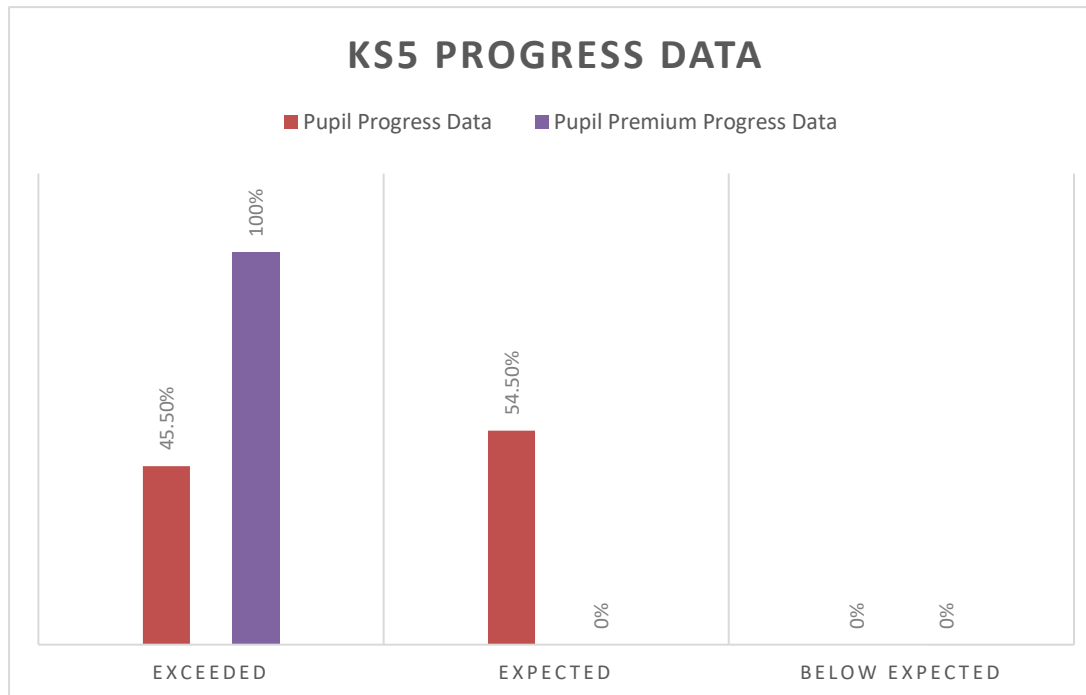


## Key Stage 5

KS5 Progress Data – Summer 2021				
Progress	Pupil #	Percentage %	Pupil Premium #	Percentage %
Exceeded	20	45.5	2	100
Expected	24	54.5	0	0
Below Expected	0	0	0	0
<b>Total</b>	<b>44</b>	<b>100</b>	<b>2</b>	<b>100</b>
<b>Expected and Exceeded Progress</b>	<b>44</b>	<b>100</b>	<b>2</b>	<b>100</b>

### Key Stage 5 Progress Headlines:

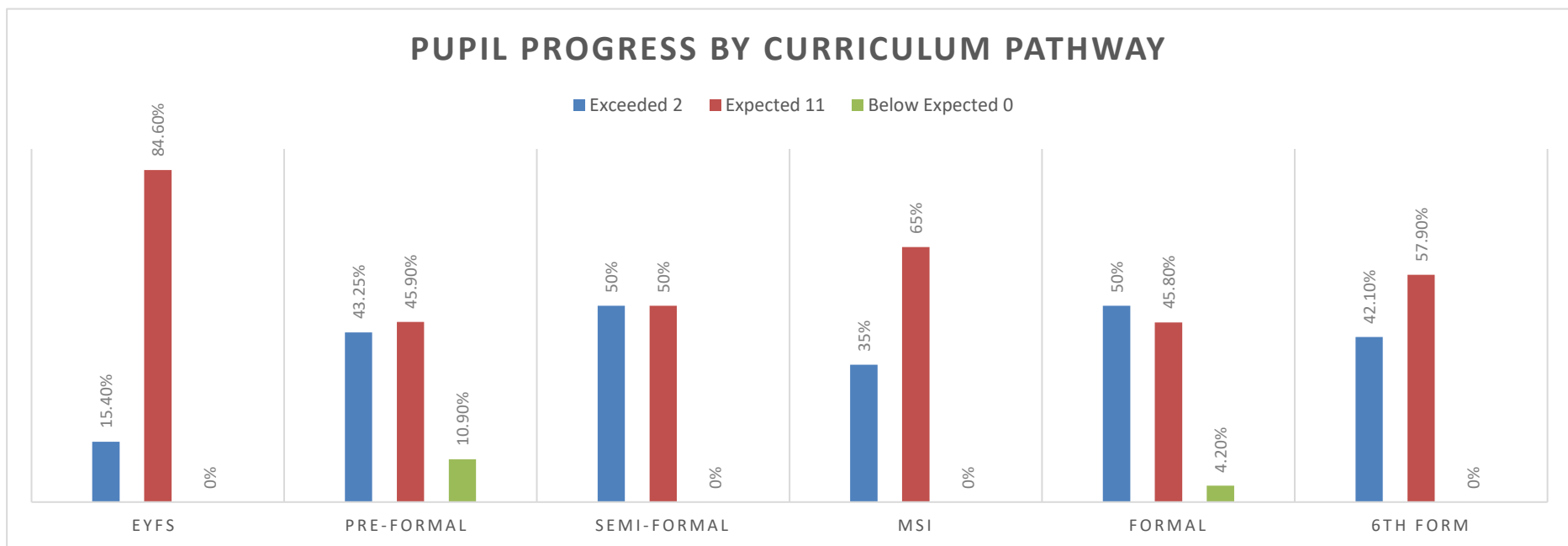
- 100% of pupils made *expected and exceeding* progress
- 100% of pupils qualified for Pupil Premium made *expected* progress



## Progress Headlines 2020-21 by Curriculum Pathway

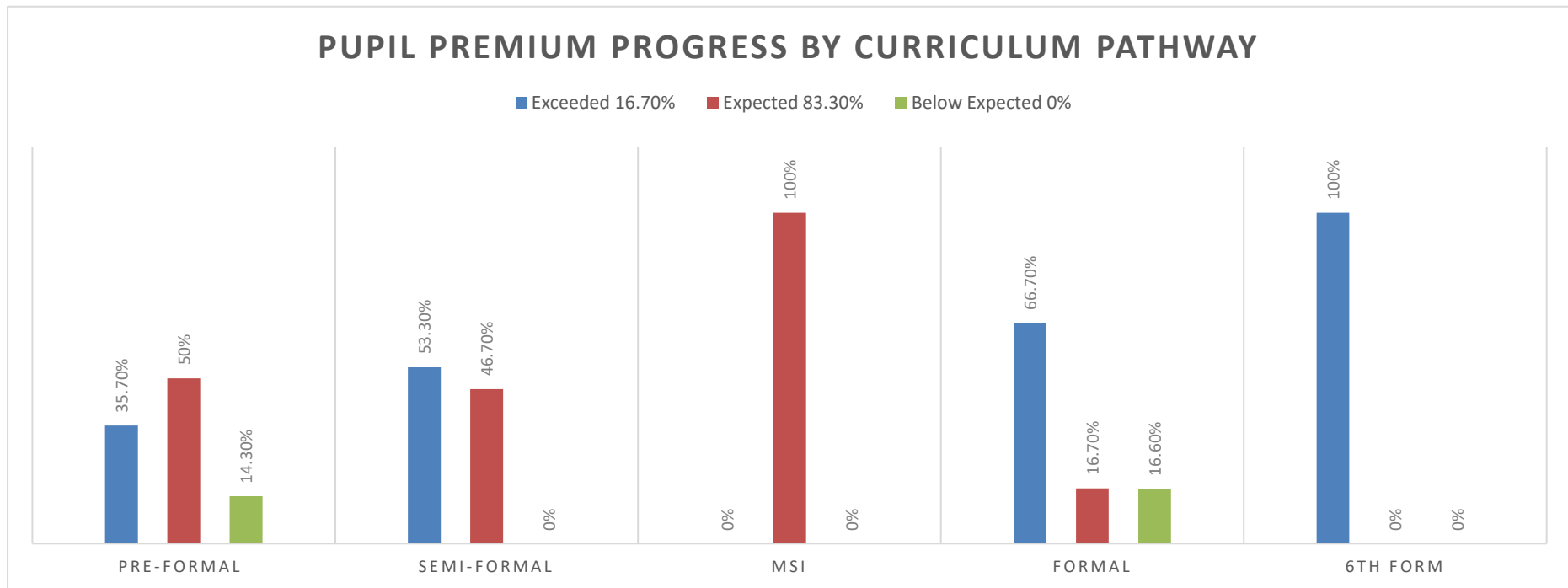
### Generic Progress by Curriculum Pathway

	EYFS	Pre-formal	Semi-formal	MSI	Formal	6th Form
<b>Exceeded</b>	15.40%	43.25%	50%	35%	50%	42.10%
<b>Expected</b>	84.60%	45.90%	50%	65%	45.80%	57.90%
<b>Below Expected</b>	0%	10.90% (4)	0%	0%	4.20% (1)	0%



### Pupil Premium Progress by Curriculum Pathway

	EYFS	Pre-formal	Semi-formal	MSI	Formal	6th Form
<b>Exceeded</b>	16.70%	35.70%	53.30%	0%	66.70%	100%
<b>Expected</b>	83.30%	50%	46.70%	100%	16.70%	0%
<b>Below Expected</b>	0%	14.30% (1)	0%	0%	16.60% (1)	0%



### Progress Headlines 2020-21 - Residential

KS2 Progress Data – Summer 2021				
Progress	Pupil #	Percentage %	Pupil Premium #	Percentage %
Exceeded	0	0	0	0
Expected	1	100	1	100
Below Expected	0	0	0	0
<b>Total</b>	<b>1</b>	<b>100</b>	<b>1</b>	<b>100</b>
<b>Expected and Exceeded Progress</b>	<b>1</b>	<b>100</b>	<b>1</b>	<b>100</b>

KS3 Progress Data – Summer 2021				
Progress	Pupil #	Percentage %	Pupil Premium #	Percentage %
Exceeded	2	66.7	1	100
Expected	1	33.3	0	0
Below Expected	0	0	0	0
<b>Total</b>	<b>3</b>	<b>100</b>	<b>1</b>	<b>100</b>
<b>Expected and Exceeded Progress</b>	<b>3</b>	<b>100</b>	<b>1</b>	<b>100</b>

#### Key Stage 2 Progress Headlines:

- 100% of pupils made *expected* progress
- 100% of pupils qualified for Pupil Premium made *expected* progress

#### Key Stage 3 Progress Headlines:

- 100% of pupils made *expected and exceeding* progress
- 100% of pupils qualified for Pupil Premium made *expected* progress

KS4 Progress Data – Summer 2021				
Progress	Pupil #	Percentage %	Pupil Premium #	Percentage %
Exceeded	1	33.3	n/a	n/a
Expected	2	66.7	n/a	n/a
Below Expected	0	0	n/a	n/a
Total	3	100	n/a	n/a
Expected and Exceeded Progress	3	100	n/a	n/a

KS5 Progress Data – Summer 2021				
Progress	Pupil #	Percentage %	Pupil Premium #	Percentage %
Exceeded	8	42.1	2	100
Expected	11	57.9	0	0
Below Expected	0	0	0	0
Total	19	100	2	100
Expected and Exceeded Progress	19	100	2	100

Key Stage 4 Progress Headlines:

- 100% of pupils made *expected and exceeding* progress

Key Stage 5 Progress Headlines:

- 100% of pupils made *expected and exceeding* progress
- 100% of pupils qualified for Pupil Premium made *exceeded* progress



Exam results 2020-2021

KS5 Results

A Level Qualification	Entries	Results
English Language	1	B
English Literature	1	B

GCSE	Entries	6	5	4	3	2	1
English Spoken Language	1	<i>Distinction</i>					
English Literature	1	1					
English Language	1		1				
Media Studies	1	1					
Mathematics	2		2				

BTEC	Entries	L3	L2	L1
Musical Performance	1	<i>Distinction</i>		
Applied Science	1	<i>Merit</i>		
Functional Skills English	2		1	1

Entry Level Certificate	Entries	EL3	EL2	EL1
Step up to English	7	2	5	
Humanities	13	13		
Personal Progress	12			12
Functional Skills Mathematics	9		4	5

### KS4 Results

<b>GCSE</b>	<b>Entries</b>	<b>Distinction</b>	<b>5</b>	<b>Pass</b>
<b>English Spoken Language</b>	<b>1</b>	<b>1</b>		
<b>English Language</b>	<b>1</b>		<b>1</b>	
<b>Science Double Awards</b>	<b>1</b>			<b>1</b>

<b>Entry Level Certificate</b>	<b>Entries</b>	<b>EL3</b>	<b>EL2</b>	<b>EL1</b>
<b>Step up to English</b>	<b>6</b>	<b>3</b>	<b>3</b>	
<b>Functional Skills Mathematics</b>	<b>1</b>	<b>1</b>		
<b>Humanities</b>	<b>5</b>	<b>4</b>	<b>1</b>	
<b>Science Single Awards</b>	<b>1</b>	<b>1</b>		

### KS3 Results

<b>Entry Level Certificate</b>	<b>Entries</b>	<b>EL3</b>	<b>EL2</b>	<b>EL1</b>
<b>Step up to English</b>	<b>2</b>	<b>1</b>	<b>1</b>	

**Leavers Destinations Summer 2021**

<b>Number of pupils</b>	<b>Destination</b>
3	WESC
2	Orchard Hill
1	West Thames College
1	Greenwich University
1	Canterbury East Kent
1	RNC
3	National Star
2	Trealoars
1	Great Oaks
1	Dorton College
1	West London College
1	St Elizabeth
1	Alexandra Centre