



# LLS News

09/01/2026



Dear families

Welcome back to the Spring Term. We wish you all a Happy New Year!

In this week's newsletter we have shared some information and links to mark World Braille Day.

The school lunch menu for the Spring Term can be found on the school website:

<https://www.lindenlodge.wandsworth.sch.uk/attachments/download.asp?file=1444&type=pdf>

Next week, on **Tuesday 13<sup>th</sup> January at 10.30am** there will be a 16-19 Bursary Fund Session for parents and carers. This session will take place online. Please join us to find out more about the changes to the fund this year. Click [here](#) to register your interest in attending this **online** meeting. A link to the meeting will be shared on Monday 12<sup>th</sup> January.

Have a lovely weekend.

## Star of the Week

**Teddy** for having a wonderful first week back at school. Teddy has engaged in all sessions and has shared his enjoyment through smiling and giggling!



**Tiago** for doing amazing switching this week. In music, Tiago pressed the switch completely independently 5x in a row

## Events and dates to remember



### Spring Term Dates

**Monday 5<sup>th</sup>**

**January 2026**

First Day of Spring Term - School opens at 9.50am

**Monday 16<sup>th</sup>**

**February 2026-**

**Friday 20<sup>th</sup>**

**February 2026**

Half-Term Holiday

**Monday 23<sup>rd</sup>**

**February 2026**

Inset Day 4 (no students)






**Friday 27<sup>th</sup> March 2026**

Last day of term for students



## Learning@Linden

Congratulations to the students who completed their AQA Unit Awards in Maths last year! They were very proud to receive their certificates, and rightly so!



## Learning@Linden

Richley House received a wonderful visit from the Dover House Choir before the Christmas break.

The Choir sang festive songs and Christmas carols in a delightful performance for the young people of Richley House, who thoroughly enjoyed themselves singing and dancing along.

We would like to say a very big thank you to The Dover House Choir for their visit and hope to welcome them back soon.




## Celebrating World Braille Day - 4<sup>th</sup> January 2026

World Braille Day is a celebration that takes place every year on 4 January, the birthday of Louis Braille who developed the Braille system after losing his sight at a young age. World Braille Day raises awareness of the need for accessible information and communication methods to empower individuals with sight loss.

### Braille alphabet sheet

Braille letters are made of raised dots so they can be read by touch. This card shows you the braille alphabet and some simple punctuation. A braille "cell" is made up of six dots like a domino, with each letter using a different pattern.



RNIB'S Lots of Dots activity pack tells the story of Louis Braille and provides some fun Braille activities.

Click on the link to download a copy: [Lots of Dots Activity Pack](#)

**RNIB**

See differently

Celebrate the wonder of Braille through creativity with the VICTA Braille Art Competition - click here to find out more about the competition <https://www.victa.org.uk/victa-calendar/victa-braille-art-competition-2026/?portfolioCats=131>



## Louis Braille House- a pedagogical pilgrimage

One of our teachers, Hugh Govan, recently visited France and took the opportunity to visit the Louis Braille House:

The Louis Braille House is a museum, sensory garden and historic building dedicated to preserving the memory and life story of the inventor of the Braille. Located in the small town of Coupvray, to the North East of Paris, the area is more often than not visited by tourists on their way to Disney Land or the many hotels and shops around. However, a short trip off the beaten track, down through the valleys and farmlands, reveals a seemingly humble collection of small farm houses, from where the idea of a radical typographic innovation took form.

A visit includes a tour (in English or French) of both the house, its collection of reading and writing materials for the visually impaired from the 19th century, and the 'Garden of the Five Senses'. Beginning in the main room of the house, where the family cooked, slept, played music and carried out typical agricultural tasks, this sensory rich environment would take on added significance after the tragic accident which changed young Louis' life. Working alongside his father, a horse saddler, he damaged one eye when poking holes in a belt, the other eye soon becoming infected and leaving him without sight. His understanding family made rudimentary tactile reading aids, and supported his education, petitioning the town governor for Louis to take up a place at a school for the blind in Paris. On display, are examples of the Barbier method, a forerunner to the point and stylus technique which Louis would simplify and economise. We also saw examples of Louis' wide interests, in music and mathematics, which drove him to invent a style of reading and writing adaptable to all his pursuits.

The house and museum is currently undergoing building work, in order to make it more accessible to a variety of visitors. Visits cost 7 euros, with English speaking only tours able to be pre-arranged via email or phone. Coupvray is accessible by bus, RER train and car from Paris. For more information please visit the museum's website:

<https://museelouisbraille.com/en>



## Perkins Braille Repairs Update

Becky, from our Learning Resources Team, and Igor from our Premises Team have started to put into practice what they learnt about repairing braille from Alan Thorpe at EYECAN!

Since last January, they have:

- Created a dedicated workshop for carrying out basic cleaning and level 1 maintenance of braille
- Invested in custom-made equipment and PPE for cleaning the braille
- Drafted and implemented a comprehensive risk assessment
- Disassembled, cleaned and identified advanced-level repairs required for two braille



### Image description:

A photograph showing a Perkins braille on its side sitting on an oven grill pan. The braille's baseboard has been removed, revealing the braille's internal mechanisms. To the bottom-left of the braille there is an ice tray with labelled compartments for the different screws that have been removed. To the bottom-right of the braille is its baseboard, with a green tag attached so that Becky and Igor can easily identify which braille it belongs to!